

# Children's Academy Early Learning Center

Office 812-542-5506  
Transportation 812-542-4707  
Attendance 812-542-5506



## EVENTS

January 16– Martin Luther King Day: NO SCHOOL  
February 20: SCHOOL IN SESSION Snow makeup day  
March 20-24: Intersession/Snow makeup day  
March 27-31: Spring Break

## Inclement Weather Announcements

It is important that we have a current working telephone number so you will get school and weather announcements.

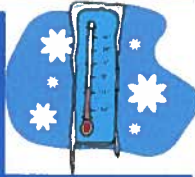
There may be times when it will be necessary to delay the start of the school day, close school or dismiss early due to extreme weather conditions. Beginning at 6:00 a.m., please listen to one of the major television or radio stations or log onto [www.nafcs.k12.in.us](http://www.nafcs.k12.in.us) for information.

### **PLEASE DO NOT CALL THE SCHOOL**

We will follow the New Albany Floyd County Schools announcements.

*If there is a 2 hour delay we will not have morning Preschool sessions. Afternoon sessions will remain the same. Early dismissal will mean no afternoon Preschool classes.*

Please refer to your Handbook if you have further questions.



January 14 10:00Am—11:30AM  
Kids will get up close with their favorite animals during this playful and educational event. We will get to learn

about and meet animals such as a fennec fox, pythons, vultures, tarantulas, and a frog as big as your head. You haven't seen an animal show until you join us on a Silly Safari! This activity is FREE, but pre-registration is required.

Location: Endris Lodge in Lapping Park - 2404 Greentree North, Clarksville, Phone: (812) 283-5313

## Mrs. Schultze's Corner

The safety of each child and staff member at the Early Learning Center is very important. We follow all New Albany-Floyd County school district safety procedures and drills. All volunteers must complete a background check and visitors are asked to always have their license or other picture identification that will be scanned for an identification sticker that must be worn at all times during your visit. We ask that all visitors enter through the main door (Door Number 1) for the security of the building. Emergency drills for fire are held monthly. Tornado and take cover drills, earthquake and intruder drills are all practiced quarterly. The drills are presented as learning experiences and described as ways to practice keeping safe. The purpose of the drills is to teach children to respond in a rapid, orderly and safe manner in emergency situations.

Our preschoolers learn that it is our job to keep them safe and they are learning their job to help keep it safe. Thank you for supporting us in our safety procedures.



shutterstock - 102323396

## Hygiene Habits Can Help Prevent Seasonal Illness

Handwashing is like a “do-it-yourself” vaccine. It involves five simple and effective steps (Wet, Lather, Scrub, Rinse, Dry) you can take to reduce the spread of diarrheal and respiratory illness so you can stay healthy. Regular handwashing, particularly before and after certain activities, is one of the best ways to remove germs to others. It's quick, it's simple, and it can keep us all from getting sick. Handwashing is a win for everyone, except the germs.



# Menu

January 17, 2017



NO SCHOOL  
MLK Day

Yogurt & Muffin  
100% Fruit Juice  
Low Fat Milk

Whole Grain Cereal  
Banana  
Low Fat Milk

Cinnamon Roll  
100% Fruit Juice  
Low Fat Milk



Cheeseburger  
Potato Smiles  
Celery Sticks  
Grape Clusters  
Low Fat Milk

Chicken Bites  
Corn on the Cob  
Garden side Salad  
Mandarin Oranges  
Low Fat Milk

Scrambled Eggs  
Enriched Donut Hole  
Tator Tots  
Applesauce  
Low Fat Milk

## On Track To KINDERGARTEN


### Question of the Week:

Do you know someone who wears eyeglasses?  Yes  No  
Who? \_\_\_\_\_



## January - Week 2

Put an unbreakable cup of water in a freezer.



Take it out tomorrow and tell someone what happened to it.

Put a paper plate under each foot and "skate" around the kitchen or any room without carpeting.




Have someone read to you.



On a piece of paper, draw around each hand to make a pair of mittens.

Color them.



Sing TWINKLE, TWINKLE LITTLE STAR.

Child's Name \_\_\_\_\_

Parent's Name \_\_\_\_\_

Blue's Clues & You!

www.bbblocksonline.com